



**LBO235** STANDARD • 5YR  
**LED PLL LAMP**  
DIRECT WIRE LED LAMP

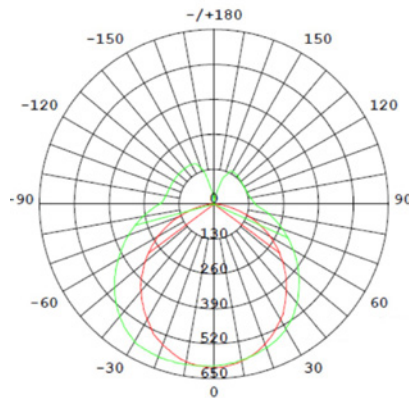
**FEATURES**

- Direct wire - no ballast required
- Replaces 40W CFL PLL Lamps
- Simple installation

**APPLICATION**

This LED lamp is an efficient way to light sockets once traditionally reserved for compact fluorescents.


**LIGHT DISTRIBUTION CURVE**



**ELECTRICAL**

|                                 |          |
|---------------------------------|----------|
| Wattage                         | 23W      |
| Voltage                         | 120-277V |
| Current                         | 209mA    |
| Power Factor                    | 0.9      |
| Total Harmonic Distortion (THD) | N/A      |

**LIGHTING PERFORMANCE**

|                           |   |
|---------------------------|---|
| Lumens                    | 2800  |
| Lumens Per Watt (Lm/W)    | 122   |
| Color Temperature (CCT)   | 5000K   |
| Color Rendering (CRI)     | 82  |
| R9 (Red Value)            | N/A   |
| R13 (Skin Tones)          | N/A   |
| Beam Angle                | 115°  |
| Light Distribution        | Type III, Very Short  |
| Dimmable Lighting Control |  |

**ENVIRONMENT**

|                           |                               |
|---------------------------|-------------------------------|
| Operating Temperature     | -4 ~ 113°F                    |
| Suitable Location         | <b>DAMP</b>                   |
| Ingress Protection Rating | IP20                          |
| Suitable Fixture Type     | Open<br>(*See note on page 2) |

**LIFESPAN**

|                      |          |
|----------------------|----------|
| Average Life (Hours) | 50,000   |
| Warranty (Years)     | <b>5</b> |

**COMPONENTS**

|                  |           |
|------------------|-----------|
| LED Light Source | Everlight |
|------------------|-----------|

**CONSTRUCTION**

|                     |                |
|---------------------|----------------|
| Housing             | Glass / PC     |
| Lens                | Frost          |
| Base / Power Supply | 2G11 / Plug In |

**QUALIFICATIONS**

|                      |       |
|----------------------|-------|
| Manufacturer Model # | 91272 |
|----------------------|-------|



Manufactured by P.Q.L., Inc. • Published lumens on LED products are approximate and may vary slightly.

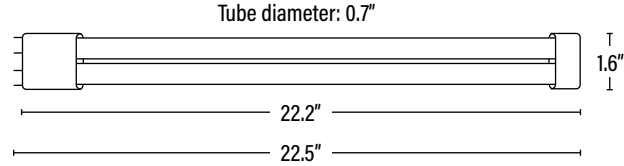
# LB0235 STANDARD • 5YR LED PLL LAMP



### DIMENSIONS (Inches)

|                |       |
|----------------|-------|
| Length         | 22.5" |
| Width/Diameter | 0.7"  |
| Height         | 1.6"  |
| Weight (Lbs)   | --    |

Line drawings may not be to scale and are for general reference only.



### PACKAGING

|                   |                | UPC | DIMENSIONS (LxWxH) | GROSS WEIGHT (Lbs) |
|-------------------|----------------|-----|--------------------|--------------------|
| Master Carton     | 10811768027652 | 50  | --                 | --                 |
| Individual Box    | 811768027655   | 1   | ---                | --                 |
| Country of Origin | China          |     |                    |                    |
| HS Tariff         | 9405.40.8200   |     |                    |                    |

### ORDERING

| ITEM#  | DESCRIPTION                              | CASE |
|--------|--|------|
| LB0235 | LED PLL 23WT5/115°/FR/50K/12G11/120-277V | 50   |

Manufactured by P.Q.L., Inc. - Manufacturer Model # 91272

### ADDITIONAL INFORMATION:

\*It was originally thought this lamp was suitable for totally enclosed fixtures. After live aging and further evaluation, it has been determined excessive heat may cause the lamp not to function properly. Therefore it is not recommended to be used in totally enclosed fixtures.

PERFORMANCE DATA

PACKAGING