

LED LINEAR T8

SINGLE PIN / RDC / BALLAST BYPASS

INSTALLATION INSTRUCTIONS



WARNING: THIS PRODUCT MUST BE INSTALLED IN ACCORDANCE WITH THE APPLICABLE INSTALLATION CODE BY A PERSON FAMILIAR WITH THE CONSTRUCTION AND OPERATION OF THE PRODUCT AND THE HAZARDS INVOLVED

RISK OF SHOCK: DISCONNECT POWER BEFORE INSTALLATION

Risk of fire or electric shock - Retrofit kit installation requires knowledge of electrical systems. If not qualified, do not attempt installation. Contact a qualified electrician.

Risk of fire or electric shock - Install this kit only in the luminaires that have the construction features and dimensions shown in the photographs and/or drawings and where the input rating of the retrofit kit does not exceed the input rating of the luminaire.

To prevent wiring damage or abrasion, do not expose wiring to edges of sheet metal or other sharp objects.

WARNING – RISK OF FIRE OR ELECTRIC SHOCK. DO NOT ALTER, RELOCATE, OR REMOVE WIRING, LAMPHOLDERS, POWER SUPPLY, OR ANY OTHER ELECTRICAL COMPONENT.

THE RETROFIT ASSEMBLY IS ACCEPTED AS A COMPONENT OF A LUMINAIRE WHERE THE SUITABILITY OF THE COMBINATION SHALL BE DETERMINED BY UL OR AUTHORITIES HAVING JURISDICTION.

Intended to retrofit surface mount with diffuser, Type IC or non-IC recessed mount Listed fluorescent luminaires that use maximum two tubular lamps, the minimum lamp compartment dimensions: 96" L x 10.6" W x 2.8" H

This device complies with Part 15 of the FCC Rules. Operation is subject to the following two conditions:(1) this device may not cause harmful interference,and (2) this device must accept any interference received, including interference that may cause undesired operation.

Installers should not disconnect existing wires from the lampholder terminals to make new connections at the lampholder terminals. Instead installers should cut existing lampholder leads away from the lampholder and make new electrical connections to the lampholder lead wires by employing applicable connectors.

IMPORTANT SAFETY INSTRUCTIONS


- Do not make or alter any open holes in an enclosure of wiring or electrical components during kit installation.
- The end retrofit luminaire has been modified and can no longer operate the originally intended lamp.
- Caution-Risk of Electric Shock - Use in Dry and Damp Locations Only.
- Risk of Electric shock - Do Not Use Where Directly Exposed To Water.
- This device is not intended for use with emergency exit fixtures or emergency exit lights.
- Operate with metal fixture only.
- Required base type: Fa8 - Single Pin / R17d - RDC

! WARNING DISCONNECT POWER BEFORE INSTALLING OR SERVICING.

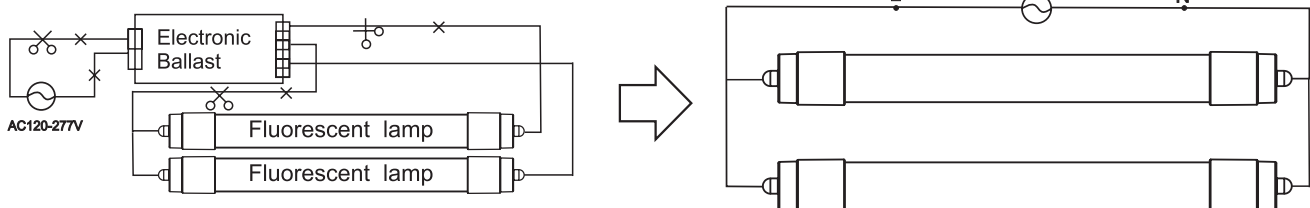
WIRING INSTRUCTIONS FOR Fa8 • SINGLE PIN LAMPS

ELECTRONIC BALLAST - DIRECT WIRE

RETROFIT FIXTURES WITH ONE LAMP



RETROFIT FIXTURES WITH TWO LAMPS



LED LINEAR T8

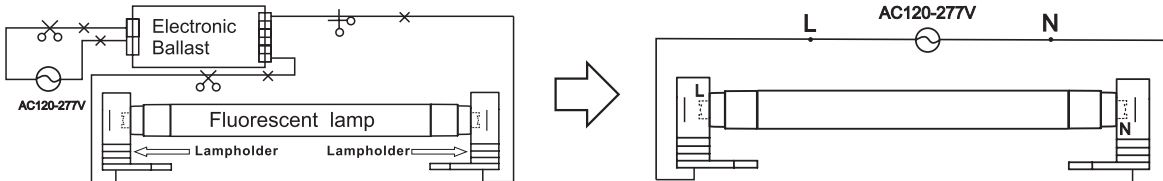
SINGLE PIN / RDC / BALLAST BYPASS
INSTALLATION INSTRUCTIONS



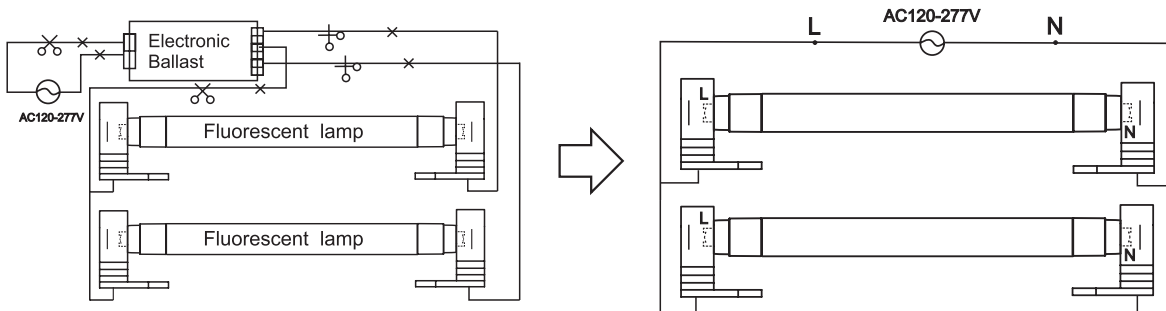
! WARNING DISCONNECT POWER BEFORE INSTALLING OR SERVICING.

WIRING INSTRUCTIONS FOR R17d • RECESSED DOUBLE CONTACT ELECTRONIC BALLAST - DIRECT WIRE

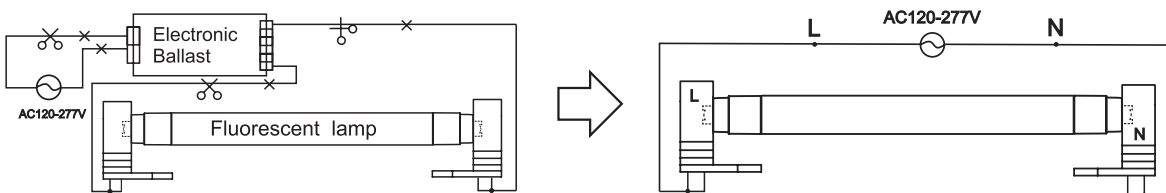
RETROFIT FIXTURES WITH SHUNTED LAMP HOLDERS - ONE LAMP



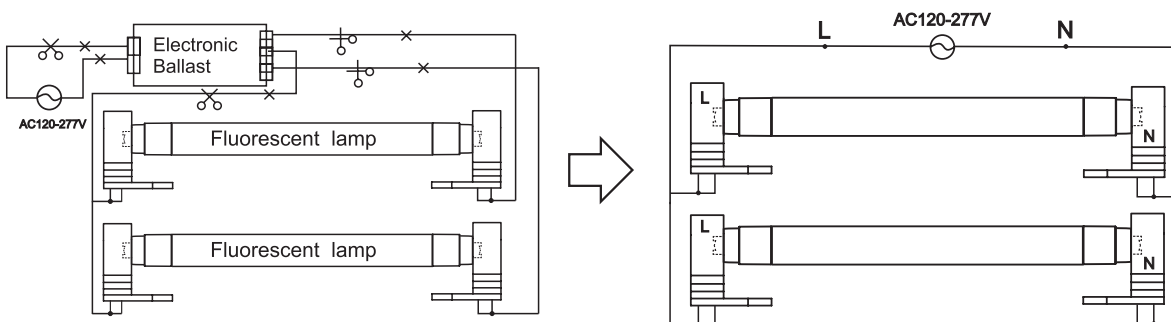
RETROFIT FIXTURES WITH SHUNTED LAMP HOLDERS - TWO LAMPS



RETROFIT FIXTURES WITH NON-SHUNTED LAMP HOLDERS - ONE LAMP



RETROFIT FIXTURES WITH NON-SHUNTED LAMP HOLDERS - TWO LAMPS



MAGNETIC BALLAST - DIRECT WIRE

